










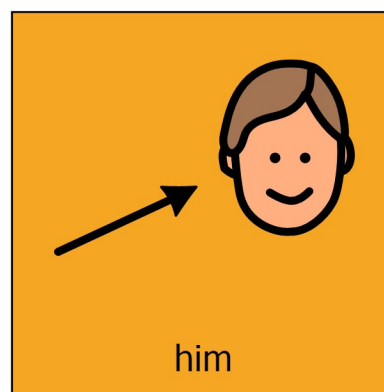



Colourful Semantics - Oracy & Reading Comprehension Pack


Oracy Rules

You can use this pack with children when supporting them with learning and applying the rules of good oracy. This pack contains symbols and vocabulary for the physical, linguistic, cognitive and social areas of oracy, presented in a simple format that is easy to refer to.

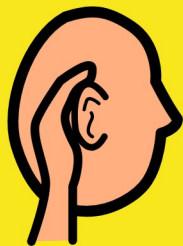


You can prompt them by asking questions such as:- Who are you talking to? What do you need to remember? What do you say? What do you do first? Are you taking turns? Are you talking about the same thing?

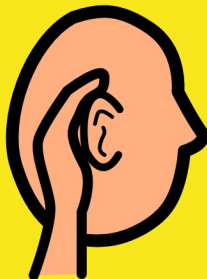





These WHO squares are blank for you to add photos of familiar peers and adults.




listen
listen to




good listening




look
look at




good looking



ask




answer




take turns




smile




don't shout











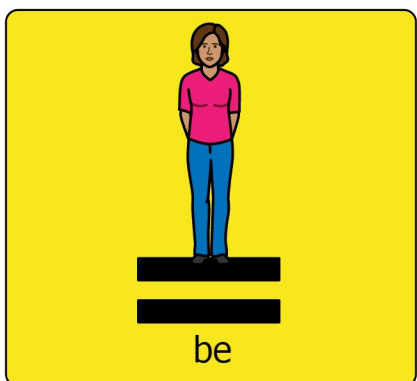
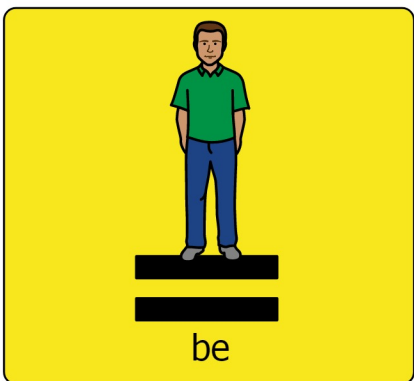
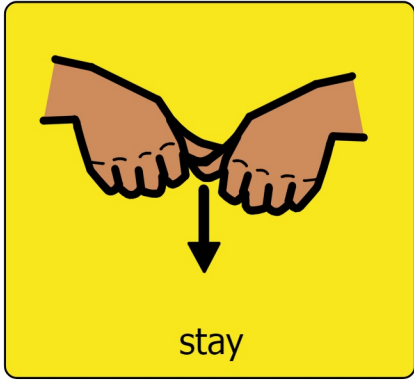
talk



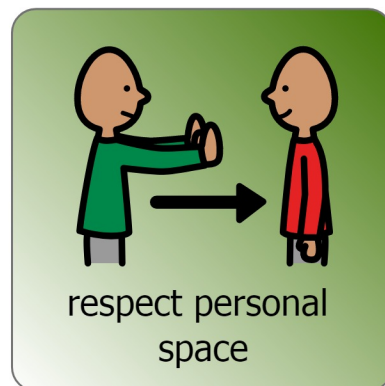
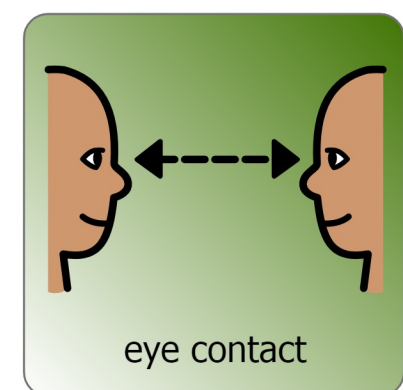
choose




speak



These **DOING** squares are blank for you to add your personalised instructions.






at his face



at her face




near



opposite




friendly



happy



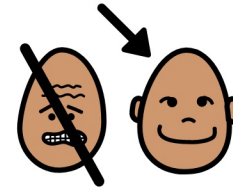
good




kind










confident



relaxed



calm



These adjective clouds are blank for you to add your personalised emotions.